

Introductory sub-table (1)(a)

Name of the Company: **Elango Industries Ltd**

Scrip Code, Name of the scrip, class of security: **513452, Equity**

Quarter ended: **30th June 2011**

	No. of partly paid-up shares	As a % of total no. of partly paid-up shares	As a % of total no. of shares of the company
--	------------------------------	--	--

Partly paid-up shares:-

Held by promoter/promoter group	0	0	0
Held by public	0	0	0
Total - D	0	0	0

	No. of outstanding securities	As a % of total no. of outstanding convertible securities	As a % of total no. of shares of the company, assuming full conversion of the convertible securities
--	-------------------------------	---	--

Outstanding convertible securities:-

Held by promoter/promoter group	0	0	0
Held by public	0	0	0
Total - E	0	0	0

	No. of warrants	As a % of total no. of warrants	As a % of total no. of shares of the company, assuming full conversion of warrants
--	-----------------	---------------------------------	--

Warrants:-

Held by promoter/promoter group	0	0	0
Held by public	0	0	0
Total - F	0	0	0

Total paid-up capital of the company, assuming full conversion of warrants and convertible securities (Grand Total (A+B+C)+ D+E+F) **3816100**

100

For **ELANGO INDUSTRIES LTD**


Company Secretary

Statement Showing Shareholding Pattern

Table (I)(a)

Category code	Category of Shareholder	Number of Shareholders	Total number of shares	Number of shares held in dematerialized form	Total shareholding as a percentage of total number of shares		Shares Pledged or otherwise encumbered	As a percentage
					As a percentage of(A+B) ¹	As a percentage of (A+B+C)		
(I)	(II)	(III)	(IV)	(V)	(VI)	(VII)	(VIII)	(IX)=(VIII)/(IV)*100
(A)	Shareholding of Promoter and							
1	Indian							
(a)	Individuals/ Hindu Undivided Family	2	923100	923100	24.19	24.19	0	0.00
(b)	Central Government/ State Government(s)				0.00	0.00		#DIV/0!
(c)	Bodies Corporate	1	200000	150000	5.24	5.24	0	0.00
(d)	Financial Institutions/ Banks				0.00	0.00		#DIV/0!
(e)	Any Others(Specify)				0.00	0.00		#DIV/0!
(e-i)					0.00	0.00		#DIV/0!
(e-ii)					0.00	0.00		#DIV/0!
	Sub Total(A)(I)	3	1123100	1073100	29.43	29.43	0	0.00
2	Foreign							
a	Individuals (Non-Residents Individuals/ Foreign Individuals)				0.00	0.00		#DIV/0!
b	Bodies Corporate				0.00	0.00		#DIV/0!
c	Institutions				0.00	0.00		#DIV/0!
d	Any Others(Specify)				0.00	0.00		#DIV/0!
d-i					0.00	0.00		#DIV/0!
d-ii					0.00	0.00		#DIV/0!

For ELANGO INDUSTRIES LTD



Company Secretary

	Sub Total(A)(2)	0	0	0	0	0.00	0.00	0	#DIV/0!
	Total Shareholding of Promoter and	3	1123100	1073100	29.43	29.43	0	0.00	
	(B) Public shareholding								
	1 Institutions								
	(a) Mutual Funds/ UTI				0.00	0.00			
	(b) Financial Institutions / Banks				0.00	0.00			
	(c) Central Government/ State Government(s)				0.00	0.00			
	(d) Venture Capital Funds				0.00	0.00			
	(e) Insurance Companies				0.00	0.00			
	(f) Foreign Institutional Investors				0.00	0.00			
	(g) Foreign Venture Capital Investors				0.00	0.00			
	(h) Any Other (specify)				0.00	0.00			
	(h-i)				0.00	0.00			
	(h-ii)				0.00	0.00			
	Sub-Total (B)(1)	0	0	0	0.00	0.00			
	B 2 Non-institutions								
	(a) Bodies Corporate	46	35680	25680	0.93	0.93			
	(b) Individuals								
	Individuals - i. Individual shareholders holding nominal share capital up to Rs 1 lakh	8235	2313720	551795	60.63	60.63			
	ii. Individual shareholders holding nominal share capital in excess of Rs. 1 lakh.	9	343600	0	9.00	9.00			
	(c) Any Other (specify)				0.00	0.00			
	(c-i)				0.00	0.00			
	(c-ii)				0.00	0.00			


For ELANGO INDUSTRIES LTD

Company Secretary

	Sub-Total (B)(2)	8290	2693000	577475	70.57	70.57		
(B)	Total Public Shareholding (B)= (B)(1)+(B)(2)	8290	2693000	577475	70.57	70.57		
	TOTAL (A)+(B)	8293	3816100	1650575	100.00	100.00		
(C)	Shares held by Custodians and against which Depository Receipts have been issued					0.00		#DIV/0!
1	Promoter and Promoter Group					0.00		
2	Public	0	0	0			0	
	Sub-Total (C)							
	GRAND TOTAL (A)+(B)+(C)	8293	3816100	1650575		100.00	0	0.00


FOR ELANGO INDUSTRIES LTD

Company Secretary



Sr.No	Notes
1	NRI Holding - 7 Share holders held 2600 in dematerialized form
2	
3	
4	
5	
6	
7	
8	
9	


For ELANGO INDUSTRIES LTD


 Company Secretary

(1)(b) Statement showing Shareholding of persons belonging to the category
“Promoter and Promoter Group”

Sr. No.	Name of the shareholder	Total shares held		Shares pledged or otherwise encumbered		
		Number of shares	As a % of grand total (A) + (B) + (C)	Number	As a percentage (VI)=(V)/(III)*100	As a % of grand total (A)+(B)+(C) of sub-clause (I)(a) (VII)
(i)	(ii)	(iii)	(iv)	(v)	(vi)=(v)/(iii)*100	(vii)
1	S.Elangovan	573500	15.03		0.00	0.00
2	K.S.Shannugam	349600	9.16		0.00	0.00
3	Cauvery Power Trading Chennai Ltd	200000	5.24		0.00	0.00
4			0.00		#DIV/0!	0.00
5			0.00		#DIV/0!	0.00
6			0.00		#DIV/0!	0.00
7			0.00		#DIV/0!	0.00
8			0.00		#DIV/0!	0.00
9			0.00		#DIV/0!	0.00
10			0.00		#DIV/0!	0.00
11			0.00		#DIV/0!	0.00
TOTAL		1123100	29.43	0	0.00	0.00

FOR ELANGO INDUSTRIES LTD


 Company Secretary

(1)(c) Statement showing Shareholding of persons belonging to the category “Public” and holding more than 1% of the total number of shares

Sr. No.	Name of the shareholder	Number of shares	Shares as a percentage of total number of shares {i.e., Grand Total (A)+(B)+(C) indicated in Statement at para (1)(a) above}
1	Raja Rajeswari Mohan	111000	2.91
2	B. Venkatachalam	115300	3.02
3			0.00
4			0.00
5			0.00
6			0.00
7			0.00
8			0.00
9			0.00
10			
	TOTAL	226300	5.93


For ELANGO INDUSTRIES LTD

Company Secretary

(I)(d) Statement showing details of locked-in shares

Sr. No.	Name of the shareholder	Number of locked-in shares	Locked-in shares as a percentage of total number of shares {i.e., Grand Total (A)+(B)+(C) indicated in Statement at para (I)(a) above}
1			0.00
2			0.00
3			0.00
4			0.00
5			0.00
6			0.00
7			0.00
8			0.00
9			0.00
TOTAL		0	0.00

For ELANGO INDUSTRIES LTD



Company Secretary

(II)(a) Statement showing details of Depository Receipts (DRs)

Sr. No.	Type of outstanding DR (ADRs, GDRs, SDRs, etc.)	Number of outstanding DRs	Number of shares underlying outstanding DRs	Shares underlying outstanding DRs as a percentage of total number of shares {i.e., Grand Total (A)+(B)+(C) indicated in Statement at para (I)(a) above}
1				0.00
2				0.00
3				0.00
4				0.00
5				0.00
6				0.00
7				0.00
8				0.00
9				0.00
TOTAL		0	0	0.00

For ELANGO INDUSTRIES LTD

[Signature]
Company Secretary

(II)(b) Statement showing holding of Depository Receipts (DRs), where underlying shares held by "promoter/promoter group" are in excess of 1% of the total number of shares

Sr. No.	Name of the DR Holder	Type of outstanding DR (ADRs, GDRs, SDRs, etc.)	Number of shares underlying outstanding DRs	Shares underlying outstanding DRs as a percentage of total number of shares {i.e., Grand Total (A)+(B)+(C) indicated in Statement at para (I)(a) above}
1				0.00
2				0.00
3				0.00
4				0.00
5				0.00
6				0.00
7				0.00
8				0.00
9				0.00
TOTAL			0	0.00

For ELANGO INDUSTRIES LTD

 Company Secretary